



























































Speed Sounds Set 1

m 	a 	s 	d 	t 
i 	n 	p 	g 	o 
c 	k 	u 	b 	f 
e 	l 	h 	sh 	r 
j 	v 	y 	w 	th 
z 	ch 	qu 	x 	ng nk

Speed Sounds Set 2

ay 	ee 	igh 	ow 	oo 
oo 	ar 	or 	air 	ir 
			ou 	oy 

Speed Sounds Set 3

ea 	oi 			
<u>a</u> -e 	<u>i</u> -e 	<u>o</u> -e 	<u>u</u> -e 	aw 
are 	ur 	er 	ow 	ai 
oa 	ew 	ire 	ear 	ure 

Additional Sounds

kn



wh



ph




ck



ue



ie



au



e-e



## Addition phonics info

**Digraph:** two letters that make one sound

**Trigraph:** three letters that make one sound

**Split digraph:** two letters that make one sound but they are split by a consonant e.g. make, bike, rope, rude etc.

Each digraph / trigraph has a phrase to help the children distinguish how to spell the particular sound. I have included the phrases that we use in school to teach Set 2 and 3 sounds, which you may find useful when helping your child to learn at home.

### Set 2

**ay:** may I play?

**ee:** what can you see?

**igh:** fly high

**ow:** blow the snow

**oo:** poo at the zoo

**oo:** look at a book

**ar:** start the car

**or:** shut the door

**air:** that's not fair

**ir:** whirl and twirl

**ou:** shout it out

**oy:** toy for a boy

**kn** – knock knock. who's there?

**wh** – whisk whisk

**ph** – take a photo

**ck** – tick tock clock

**ue** – come to the rescue

**au** – paul the astronaut

### Set 3

**ea:** cup of tea

**oi:** spoil the boy

**a-e:** make a cake

**e-e:** go Pete and Steve

**i-e:** nice smile

**o-e:** phone home

**u-e:** huge brute

**aw:** yawn at dawn

**are:** share and care

**ur:** nurse with a purse

**er:** a better letter

**ai:** snail in the rain

**oa:** goat in a boat

**ew:** chew the stew

**ire:** fire fire!

**ear:** what can you hear?

**ure:** sure it's pure